

UL 3741 SOLUTION WITH DC OPTIMIZATION



MORE REVENUE

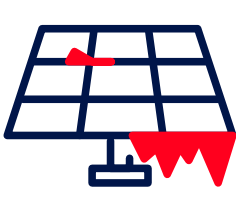
Longer strings and inverter placement flexibility allows for shorter AC cabling runs



Maximize design flexibility & minimize power losses caused by



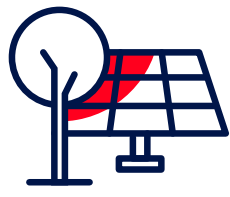
Soiling



Snow



Module Mismatch



Shading



MORE SAFETY

By eliminating high voltage hazards and maintaining touch-safe levels during PV array faults or maintenance



Built-in Safe DC & rapid shutdown



Arc-fault and Ground-fault Detection and Prevention



Minimize installation variances and errors



Maximum voltage in array within Hazard Level 1 (125VDC)



Sense Connect: Connector level temperature sensing



Daily Automatic Rapid Shutdown (RSD) Self-tests




MORE UPTIME & SAVINGS

Keep energy production rolling with **module-level monitoring**

100%

Visibility into Plant Issues

Continuous, granular data provides real-time visibility into the DC array, avoiding substantial O&M costs



\$1000/MW DC/incidence for I-V Curve Testing²



\$1000/MW DC/year for UL 3741 Compliance Safety Walkthroughs²



\$1000/MW DC/incidence for Infrared Scanning & Connector Inspection²



\$1000/MW DC/year on Reduced Truck Rolls & Less Time Onsite²



\$800/MW DC/year for Drone Inspections²

1. Source: PVSyst project analysis of a 1-5MW with SolarEdge inverters with integrated DC Optimization vs traditional string solutions. SolarEdge commissioned Pure Power Engineering Group for a review of these system comparisons. The production simulation methods and results have been independently validated by Pure Power Engineering group.

2. UL 3741 Table 8