

## Three Phase Inverters For India

SE10K - SE33.3K



### Specifically designed to work with power optimizers

- / Superior efficiency (98.3%)
- / Quick and easy inverter commissioning directly from a smartphone using SolarEdge SetApp
- / Small, lightest in its class, and easy to install
- / Built-in module-level monitoring
- / Internet connection through Ethernet or Wireless
- / IP65 – Outdoor and indoor installation
- / Fixed voltage inverter for longer strings
- / Smart Energy Management control
- / Optional integrated DC Safety Unit – eliminates the need for external DC isolators
- / Advanced safety features – integrated arc fault protection and optional rapid shutdown
- / Optional DC surge protection and DC fuses

<sup>(1)</sup> For inverter model SE10K warranty is 5 years

# / Three Phase Inverter

## For India

### SE10K - SE33.3K

Applicable to inverters with part number	SEXK-INXXBXX4			SEXK-INXXIBXX4		Unit
	SE10K	SE15K	SE17K	SE27.6K	SE33.3K	
<b>OUTPUT</b>						
Rated AC Power Output	10000	15000	17000	27600	33300	W
Maximum AC Power Output	10000	15000	17000	27600	33300	VA
AC Output Voltage - Line to Line / Line to Neutral (Nominal)	400 / 230					Vac
AC Output Voltage – Line to Line / Line to Neutral Range	320 – 478 / 180 – 276					Vac
AC Frequency	50 / 60 ± 5					Hz
Maximum Continuous Output Current (per Phase)	16	23	26	40	48.25	A
Grids Supported - Three Phase	3 / N / PE (WYE with Neutral)					
Utility Monitoring, Islanding Protection, Configurable Power Factor, Country Configurable Thresholds	Yes					
THD	≤ 3					%
Power Factor Range	+/- 0.8 to 1					
Maximum Residual Current Injection <sup>(1)</sup>	N/A			100		mA
<b>INPUT</b>						
Maximum DC Power (Module STC)	13500	22500	22950	48300	58275	W
Transformer-less, Ungrounded	Yes					
Maximum Input Voltage	1000					Vdc
Operating Voltage Range	680 – 950		680 – 1000			Vdc
Maximum Input Current	16.5	22	23	40	48.25	Adc
Reverse-Polarity Protection	Yes					
Ground-Fault Isolation Detection	700kΩ Sensitivity			167kΩ Sensitivity <sup>(2)</sup>		
Maximum Inverter Efficiency	97.6	98		98.3		%
European Weighted Efficiency	97.7			98		%
Nighttime Power Consumption	< 2.5			< 4		W
<b>ADDITIONAL FEATURES</b>						
Supported Communication Interfaces	RS485, Ethernet, Wi-Fi (requires antenna) <sup>(3)</sup>			2 x RS485, Ethernet, Wi-Fi (requires antenna) <sup>(3)</sup>		
Smart Energy Management	Export Limitation					
Inverter Commissioning	With the SetApp mobile application using built-in Wi-Fi access point for local connection					
Arc Fault Protection	Integrated, User Configurable (According to UL1699B)					
RS485 Surge Protection	Optional <sup>(4)</sup>			Provided		
DC Surge Protection	N/A			Type II, field replaceable, optional		
AC Surge Protection	N/A			Type II, field replaceable, optional		
<b>DC SAFETY UNIT (OPTIONAL)</b>						
DC Disconnect	N/A			Integrated in the DC Safety Unit		
DC Fuses (Single Pole)	N/A			Optional, 25A		
<b>STANDARD COMPLIANCE</b>						
Safety	IEC-62103 (EN50178), IEC-62109, AS3100			IEC-62109-1, IEC-62109-2		
Grid Connection Standards <sup>(5)</sup>	VDE-AR-N-4105, G59/3, AS-4777, EN 50438, CEI-021, VDE 0126-1-1, CEI-016, BDEW VDE-AR-N-4105, VDE-AR-N-4110, AS-4777, EN 50549-1, EN 50549-2, CEI-021, VDE 0126-1-1, CEI-016, IEC61727, IEC 62116					
Other	BIS, IEC61683, IEC61000-1, IEC61000-2, IEC61000-14, IEC61000-30, IEC60529					
Emissions	IEC61000-6-2, IEC61000-6-3 Class A, IEC61000-3-11, IEC61000-3-12					
RoHS	Yes					

(1) If an external RCD is required, its trip value must be ≥ 100mA.

(2) Where permitted by local regulations.

(3) Wi-Fi connectivity requires an external antenna. For more information refer to: <https://www.solaredge.com/sites/default/files/se-wifi-zigbee-antenna-datasheet.pdf>.

(4) An SPD plug-in can be purchased. Refer to: <https://www.solaredge.com/products/communication/RS485-surge-protection-device#/>.

(5) For all standards refer to the Certifications category on the Downloads page: <http://www.solaredge.com/groups/support/downloads>.

# / Three Phase Inverter

## For India

SE10K - SE33.3K

Applicable to inverters with part number	SEXXK-INXXXBXX4			SEXXK-INXXIBXX4		Unit
	SE10K	SE15K	SE17.K	SE27.6K	SE33.3K	
<b>INSTALLATION SPECIFICATIONS</b>						
AC Output Gland Diameter / Line Cross Section / PE Cross Section	15 – 21 mm / Solid wire 2.5 – 16 mm <sup>2</sup>	15 – 21 mm / Solid wire 2.5 – 16 mm <sup>2</sup> , Stranded wire 2.5 – 10 mm <sup>2</sup>	18 – 25mm / Solid wire 2.5 – 16 mm <sup>2</sup> , Stranded wire 2.5 – 10 mm <sup>2</sup>	Cable diameter 19 – 28 mm / 4 – 16 mm <sup>2</sup> / 4 – 16 mm <sup>2</sup>		
DC Input <sup>(6)</sup>	2 MC4 pairs			4 MC4 pairs		
Dimensions (H x W x D)	540 x 315 x 191	540 x 315 x 260		558 x 328 x 273		mm
Weight	16.4	30.7		32		kg
Operating Temperature Range	-40 to +60 <sup>(7)</sup>					°C
Cooling	Internal fan	Fan (user replaceable)				
Noise	< 50		< 55	< 62		dBA
Protection Rating	IP65 – indoor and outdoor					
Mounting	Bracket provided					




(6) Only MC4 connectors manufactured by Stäubli are approved for use

(7) For power de-rating information refer to: <https://www.solaredge.com/sites/default/files/se-temperature-derating-note.pdf>.

SolarEdge is a global leader in smart energy technology. By leveraging world-class engineering capabilities and with a relentless focus on innovation, SolarEdge creates smart energy solutions that power our lives and drive future progress.

SolarEdge developed an intelligent inverter solution that changed the way power is harvested and managed in photovoltaic (PV) systems. The SolarEdge DC optimized inverter maximizes power generation while lowering the cost of energy produced by the PV system.

Continuing to advance smart energy, SolarEdge addresses a broad range of energy market segments through its PV, storage, EV charging, UPS, and grid services solutions.

-  SolarEdge
-  @SolarEdgePV
-  @SolarEdgePV
-  SolarEdgePV
-  SolarEdge
-  [www.solaredge.com/corporate/contact](http://www.solaredge.com/corporate/contact)

**[solaredge.com](http://solaredge.com)**

© SolarEdge Technologies, Ltd. All rights reserved. SOLAREEDGE, the SolarEdge logo, OPTIMIZED BY SOLAREEDGE are trademarks or registered trademarks of SolarEdge Technologies, Inc. All other trademarks mentioned herein are trademarks of their respective owners. Date: September 19, 2022 DS-000193-IND Subject to change without notice.

Cautionary Note Regarding Market Data and Industry Forecasts: This brochure may contain market data and industry forecasts from certain third-party sources. This information is based on industry surveys and the preparer's expertise in the industry and there can be no assurance that any such market data is accurate or that any such industry forecasts will be achieved. Although we have not independently verified the accuracy of such market data and industry forecasts, we believe that the market data is reliable and that the industry forecasts are reasonable.

